



# ASHNOOR TEXTILE MILLS LIMITED

REGD. OFFICE & WORKS : BEHRAMPUR ROAD KHANDSA VILLAGE, GURUGRAM-122001 (HR.)

TEL : 0124-4809756, 4809755

email : atml\_delhi@yahoo.com

Registration No. : L17226HR1984PLC033384

November 14, 2022

To,

**The Listing Department**

Bombay Stock Exchange  
Phiroze Jeejeebhoy Towers  
Dalal Street  
Mumbai-400001

**Regarding:** Regulation 33 of SEBI (Listing Obligations and Disclosure Requirements)  
Regulations, 2015- Unaudited Financial Results for quarter ended September  
30, 2022

Dear Sir/ Madam,

In respect of captioned matter, please find enclosed herewith Unaudited Financial Results along with Limited Audit Review Report for the 2<sup>nd</sup> quarter (Q-2) ended September 30, 2022 of financial year 2022-2023 for your kind perusal and record.

Thanking you.

Yours faithfully

For Ashnoor Textile Mills Limited

  
Suneel Gupta

Managing Director

DIN-00052084

79-A, Sainik Farms

W-3, Western Avenue

New Delhi-110062

Enclosed: as above

## ASHNOOR TEXTILE MILLS LTD.

CIN: L17226HR1984PLC033384


Registered Office : Behrampur Road, Khandsa Village, Gurgaon, Haryana- 122001, India, Tel: +91 (0124) - 4809756

E mail: atml\_delhi@yahoo.com | Website : ashnoortex.com

## Statement of Standalone Unaudited Financial Results for the Quarter &amp; Half Year Ended September 30, 2022

S.No:	PARTICULARS	(Rs.in Lakhs)					
		For the Quarter Ended 30 September, 2022	For the Quarter Ended 30 June, 2022	For the Quarter Ended 30 September 30, 2021	For the Half Year Ended 30 September, 2022	For the Half Year Ended 30 September, 2021	For the Year Ended March 31, 2022
		(Unaudited)	(Unaudited)	(Unaudited)	(Unaudited)	(Unaudited)	(Audited)
1	Revenue from Operations	4,427.89	7,349.63	6,305.17	11,777.52	11,189.72	26,185.72
2	Other Income	34.26	25.66	10.50	59.92	21.00	46.48
3	<b>Total Income (1+2)</b>	<b>4,462.15</b>	<b>7,375.30</b>	<b>6,315.67</b>	<b>11,837.44</b>	<b>11,210.72</b>	<b>26,232.20</b>
4	<b>Expenses</b>						
a)	Cost of materials consumed	3,922.39	5,983.77	4,424.39	9,906.16	8,452.42	18,624.35
b)	Purchases of stock-in-trade	4.86	38.92	287.84	43.78	637.98	2,489.31
c)	Changes in inventories of finished goods, work-in-progress and stock-in-trade	(44.91)	207.14	670.62	162.23	306.12	547.22
d)	Employee Benefits Expenses	44.61	46.49	42.57	91.10	76.81	180.96
e)	Finance Costs	104.68	136.92	106.34	241.60	183.48	353.86
f)	Depreciation and Amortization Expenses	125.86	125.93	81.24	251.79	158.93	368.60
g)	Administration and Other Expenses	198.61	627.01	375.95	825.62	761.30	2,461.40
	<b>Total Expenses (4a to 4g)</b>	<b>4,356.11</b>	<b>7,166.18</b>	<b>5,988.95</b>	<b>11,522.29</b>	<b>10,577.04</b>	<b>25,025.71</b>
5	Profit before Exceptional Items and Tax (3-4)	106.04	209.12	326.72	315.15	633.68	1,206.50
6	Exceptional Items	-	-	-	-	-	(4.45)
7	Profit Before Tax (5+6)	106.04	209.12	326.72	315.15	633.68	1,202.05
8	<b>Tax Expense</b>						
a)	Current Tax	33.66	52.28	55.48	85.94	107.73	305.00
b)	Deferred Tax	(36.18)	-	15.44	(36.18)	31.68	1.50
9	Profit for the Quarter / Year from continuing operations (7-8)	108.56	156.84	255.80	265.39	494.27	895.54
10	Profit /Loss from discontinued operations	-	-	-	-	-	-
11	Tax expense of discontinued operations	-	-	-	-	-	-
12	Profit /Loss from discontinued operations after tax (10-11)	-	-	-	-	-	-
13	Profit /Loss for the period (9+12)	108.56	156.84	255.80	265.39	494.27	895.54
14	Other Comprehensive Income (net of taxes)	-	-	-	-	-	-
a)	Items that will not be reclassified to Profit & Loss (A)	-	-	-	-	-	-
b)	Items that will be reclassified to Profit & Loss (B)	-	-	-	-	-	-
15	<b>Total Comprehensive Income for the quarter / year (13+14)</b>	<b>108.56</b>	<b>156.84</b>	<b>255.80</b>	<b>265.39</b>	<b>494.27</b>	<b>895.54</b>
16	Paid-up equity share capital (Face Value of Rs.10/- each)	1,273.95	1,273.95	1,273.95	1,273.95	1,273.95	1,273.95
	Other Equity	-	-	-	-	-	3,775.58
	<b>Earning Per Equity Share (Face Value of Rs. 10/- each) from continuing operations</b>						
a)	Basic EPS	0.85	1.23	2.01	2.08	3.88	7.02
b)	Diluted EPS	0.85	1.23	2.01	2.08	3.88	7.02
17	<b>Earning per share from discontinued operations</b>						
a)	Basic EPS	-	-	-	-	-	-
b)	Diluted EPS	-	-	-	-	-	-
18	<b>Earning per share from continuing and discontinued operations</b>						
a)	Basic EPS	0.85	1.23	2.01	2.08	3.88	7.02
b)	Diluted EPS	0.85	1.23	2.01	2.08	3.88	7.02

For Ashnoor Textile Mills Ltd.

  
 Managing Director

Ratios							
a)	Debt Service Coverage Ratio	1.23	1.06	3.64	1.17	3.92	4.56
b)	Interest Service Coverage Ratio	2.01	2.53	4.07	2.30	4.45	5.91
c)	Debt Equity Ratio	1.70	2.20	2.00	1.70	2.00	2.40
d)	Current Ratio	1.69	1.48	1.47	1.69	1.47	1.43
e)	Long Term debt to working capital	0.60	0.62	0.50	0.60	0.50	0.74
f)	Bad debts to accounts receivable ratio	-	-	-	-	-	-
g)	Current liability ratio	0.69	0.75	0.78	0.69	0.78	0.54
h)	Total debt to total assets	0.61	0.66	0.64	0.61	0.64	0.68
i)	Debtors Turnover	0.67	0.98	1.21	1.78	2.26	4.77
j)	Inventory Turnover	1.21	1.70	1.46	2.96	2.67	5.91
k)	Operating Margin (%)	4.15%	4.55%	7.01%	4.40%	7.41%	5.37%
l)	Net Profit Margin (%)	2.55%	2.23%	2.60%	2.35%	2.47%	3.42%

**ASHNOOR TEXTILE MILLS LIMITED**

**Statement of Standalone Unaudited Financial Results for the Quarter & Half Year Ended September 30, 2022**

The statement of reconciliation between the profit between IND AS and Previous Indian GAAP for the earlier period presented, is given hereunder.

A		Rs. In Lakhs					
SL No.	Nature of Adjustment	For the Quarter Ended 30 September, 2022	For the Quarter Ended 30 June, 2022	For the Quarter Ended 30 September 30, 2021	For the Half Year Ended 30 September, 2022	For the Half Year Ended 30 September, 2021	For the Year Ended March 31, 2022
(a)	Net Profit as per Previous Indian GAAP	108.56	156.84	255.80	265.39	494.27	895.54
(b)	Increase/ Decrease in Profit due to:						
(i)	Deferred Tax	-	-	-	-	-	-
(ii)	Inventory	-	-	-	-	-	-
(iii)	Fixed Assets	-	-	-	-	-	-
(iv)	Other Items	-	-	-	-	-	-
	<b>Net Profit as per IND AS</b>	<b>108.56</b>	<b>156.84</b>	<b>255.80</b>	<b>265.39</b>	<b>494.27</b>	<b>895.54</b>

For Ashnoor Textile Mills Ltd.


*[Signature]*  
Managing Director

**ASHNOOR TEXTILE MILLS LIMITED**

Regd. Office: Behrampur Road, Khandsa Village, Distt. Gurgaon (Haryana)

Standalone Balance Sheet as at September 30, 2022

(Rs. In Lakhs)

S.No	PARTICULARS	As at September 30, 2022	As at March 31, 2022
		(Unaudited)	(Audited)
	<b>ASSETS</b>		
1	<b>Non Current Assets</b>		
	(a) Property, Plant and Equipment	3,561.32	3,730.00
	(b) Financial Assets		
	(i) Investments	82.39	82.39
	(c) Other Non Current Assets	112.23	131.01
2	<b>Current Assets</b>		
	(a) Inventories	2,955.46	3,871.15
	(b) Financial Assets		
	(i) Investment	709.57	197.12
	(ii) Trade Receivables	5,225.87	6,967.58
	(iii) Cash and Cash Equivalents	714.59	851.25
	(iv) Other Bank Balance	146.82	64.44
	(c) Other Current Assets	1,354.91	2,023.16
	<b>Total Assets</b>	<b>14,863.15</b>	<b>17,918.11</b>
	<b>EQUITY AND LIABILITIES</b>		
3	<b>EQUITY</b>		
	(a) Equity Share Capital	1,273.95	1,273.95
	(b) Amount Received Against Share Warrant	-	-
	(c) Other Equity	4,040.99	3,775.58
	<b>LIABILITIES</b>		
4	<b>Non Current Liabilities</b>		
	(a) Financial Liabilities		
	(i) Borrowings	2,579.73	2,694.36
	(b) Provisions	81.88	54.59
	(c) Deferred Tax Liability (Net)	291.75	327.92
	(d) Other Non-Current Liabilities	32.55	32.55
5	<b>Current Liabilities</b>		
	(a) Financial Liabilities		
	(i) Borrowings	3,871.56	5,332.61
	(ii) Trade Payables	890.15	2,004.33
	(ii) Other Financial Liabilities	1,571.80	1,745.13
	(b) Other Current Liability	74.22	305.72
	(c) Provisions	154.57	371.36
	<b>Total Liabilities</b>	<b>14,863.15</b>	<b>17,918.11</b>
1	The above results Quarter and Half Year ended September 30, 2022 have been reviewed by the Audit Committee and approved by the Board of Directors at its respective meetings held on November 14, 2022 and Limited Audit Review has been carried on by the Statutory Auditors.		
2	The above statement of standalone unaudited financial result for the quarter and half year ended September 30, 2022 are prepared in accordance with the Indian Accounting Standard (IND-AS) as prescribed under Section 133 of the Companies Act, 2013 read with rule 3 of the Companies (Indian Accounting Standards) Rules, 2015 and Companies (Indian Accounting Standards) Amendment Rules, 2016.		
3	The "Company" operates only in one Business Segment i.e. "Terry Towel" hence does not have any reportable Segments as per Indian Accounting Standard 108 "Operation Segments".		
4	Previous quarter's / year's figures have been regrouped / reclassified and rearranged, wherever necessary, to correspond with the current quarter's / year's classification / disclosure.		
	Place : Gurugram	By Order of the Board of Directors <b>For Ashnoor Textile Mills Limited</b>	
	Date : 14/11/2022	 Suneel Gupta Managing Director DIN - 00052084	

## ASHNOOR TEXTILE MILLS LIMITED

## CASH FLOW STATEMENT FOR THE HALF YEAR ENDED SEPTEMBER 30, 2022

In Lacs (INR)

S.No.	PARTICULARS	As at September 30,	As at March 31,
		2022	2022
		(Unaudited)	(Audited)
<b>A.</b>	<b>CASH FLOW FROM OPERATING ACTIVITIES</b>		
	Net Profit/(Loss) Before Tax and Extraordinary Items	315.15	1,206.49
	Adjustments for :		
	Depreciation	251.86	368.60
	Other Income	59.92	3.21
	Interest Paid	241.60	353.25
	<b>Operating Profit Before Working Capital Changes</b>	<b>748.69</b>	<b>1,925.14</b>
	Adjustments for:		
	Trade and Other Receivables	2,428.74	(3,578.19)
	Inventories	915.69	(416.95)
	Trade Payments	(1,744.68)	861.69
	<b>Cash Generated from Operations</b>	<b>2,348.44</b>	<b>(1,208.31)</b>
	Interest Paid	241.60	353.25
	Net Gain/Loss on Foreign Currency Transactions	217.39	510.16
	Income Tax	49.77	306.50
	<b>CASH FLOW BEFORE EXTRAORDINARY ITEMS</b>	<b>2,274.46</b>	<b>(1,357.90)</b>
	Extraordinary Items	-	-
	<b>Net Cash from Operating Activities</b>	<b>2,274.46</b>	<b>(1,357.90)</b>
<b>B.</b>	<b>CASH FROM INVESTING ACTIVITIES</b>		
	Purchase of Fixed Assets	94.37	1,095.52
	Sale of Fixed Assets	11.23	5.31
	Investments	(512.45)	(148.31)
	Interest and Other Income	(157.47)	(506.95)
	<b>Net Cash from Investing Activities</b>	<b>(753.05)</b>	<b>(1,745.46)</b>
<b>C.</b>	<b>CASH FLOW FROM FINANCING ACTIVITIES</b>		
	Proceeds from Issue of Share Capital/Share Application	-	-
	Proceeds from Long Term Borrowings	(114.63)	1,626.64
	Proceeds from Other Borrowings	(1,461.05)	2,249.73
	Public Issue and Other Expenses	-	-
	Proceeds from Issue of Share Warrant and Premium	-	-
	<b>Net Cash from Financing Activities</b>	<b>(1,575.68)</b>	<b>3,876.38</b>
<b>D.</b>	<b>NET INCREASE IN CASH AND CASH EQUIVALENTS</b>	<b>(54.27)</b>	<b>773.01</b>
	Opening Balance of Cash and Cash Equivalents	915.68	142.67
	Closing Balance of Cash and Cash Equivalents	861.41	915.68

For and on behalf of Board of Directors of  
Ashnoor Textile Mills Limited

For Ashnoor Textile Mills Ltd.

Suneel Gupta  
Managing Director  
DIN - 00052084

Place : Gurugram  
Date : 14/11/2022


**Limited Review Report**

To,  
The Board of Directors,  
M/s.Ashnoor Textiles Mills Limited

1. We have reviewed the accompanying statement of unaudited financial results of Ashnoor Textiles Mills Limited ("the Company") for the quarter ended September 30, 2022 together with the notes thereon (the "Statement"). The statement has been prepared by the Company pursuant to the requirements of Regulations 33 of the Securities Exchange Board of India (Listing Obligations and Disclosure Requirements) Regulations, 2015 (the "listing Regulation, 2015"), as modified by Circular No. CIR/CFD/FAC/62/ 2016 dated July 5, 2016.
2. The Statement is the responsibility of the Company's management and has been approved by the Board of Directors. Further, the Management is also responsible to ensure that the statement has been prepared in accordance with the recognition and measurement principles laid down in Indian Accounting Standard 34 "Interim Financial Reporting" prescribed under Section 133 of the Companies Act, 2013 read with the relevant rules issued there under and other recognised accounting principles and policies generally accepted in India. Our responsibility is to issue a report on the Statement based on our review.
3. We conducted our review in accordance with the Standard on Review Engagements (SRE) 2410, "Review of Interim Financial Information Performed by the Independent Auditor of the Entity." issued by the Institute of Chartered Accountants of India. This Standard requires that we plan and perform the review to obtain moderate assurance as to whether the financial statements are free of material misstatement. A review is limited primarily to inquiries of Company personnel and analytical procedures applied to financial data and thus provide less assurance than an audit. We have not performed an audit and accordingly, we do not express an audit opinion.

Based on our review conducted as above, nothing has come to our attention that causes us to believe that the Statement has not been prepared in all material respects in accordance with Ind AS and other recognised accounting practices and policies, and has not disclosed the information required to be disclosed in terms of Regulation 33 of the Listing Regulations, 2015 read with SEBI circular dated July 05, 2016 including the manner in which it is to be disclosed, or that it contains any material misstatement.

For KSA & Co  
Chartered Accountants  
FRN No: 003822C



**RASMI RANJAN JATI**  
Partner  
Membership No.: 511397  
UDIN: 22511397BDBNYR6648  
Place: New Delhi  
Date: November 14, 2022

Delhi: K-8, Ground Floor, Jangpura Extension, New Delhi-110014  
Ph.: +91 11 24323155, Mobile: 9811061238, Fax: +91 11 24323156  
Email: [kamalpiyush@ksaindia.in](mailto:kamalpiyush@ksaindia.in), [ksaindia@ksaindia.in](mailto:ksaindia@ksaindia.in), Website: [www.ksaindia.in](http://www.ksaindia.in)  
Offices at Kolkata, Surat, Gurgaon